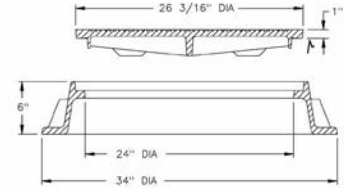


3725 FRAME & COVER

Heavy duty
 Machined bearing surfaces
 Ductile iron covers
 Accepts 3726 cover

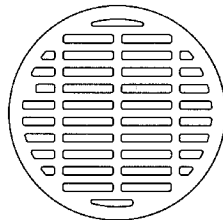
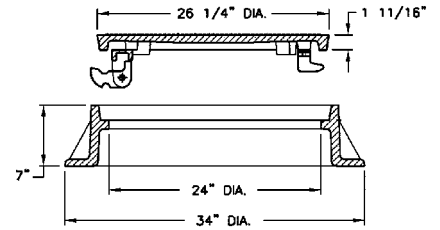
Options
 Special lettered covers
 Gate — 3726M
 Bolted assembly (locking)
 Watertite assembly



3730 FRAME & COVER

Heavy duty
 Vertical and horizontal
 machined bearing surfaces
 Ductile iron cover
 Cam lock

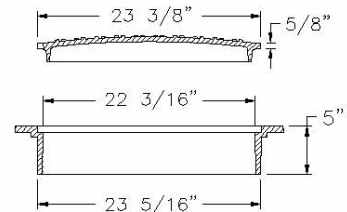
Options
 Special lettered covers
 Ductile iron grates
 13" height frame



Type M1 Grate
 Approx. 107 sq. in.
 open area

3731 SIDEWALK FRAME & COVER

Light duty (Non-traffic)



Supplied By:



877-903-7246

www.trenchdrainsupply.com